

Learning-Based Adaptive Transmission for Limited Feedback Multiuser MIMO-OFDM

Alberto Rico-Alvariño, *Student Member, IEEE* and Robert W. Heath Jr. *Fellow, IEEE*

Abstract—Performing link adaptation in a multiantenna and multiuser system is challenging because of the coupling between precoding, user selection, spatial mode selection and use of limited feedback about the channel. The problem is exacerbated by the difficulty of selecting the proper modulation and coding scheme when using orthogonal frequency division multiplexing (OFDM). This paper presents a data-driven approach to link adaptation for multiuser multiple input multiple output (MIMO) OFDM systems. A machine learning classifier is used to select the modulation and coding scheme, taking as input the SNR values in the different subcarriers and spatial streams. A new approximation is developed to estimate the unknown interuser interference due to the use of limited feedback. This approximation allows to obtain SNR information at the transmitter with a minimum communication overhead. A greedy algorithm is used to perform spatial mode and user selection with affordable complexity, without resorting to an exhaustive search. The proposed adaptation is studied in the context of the IEEE 802.11ac standard, and is shown to schedule users and adjust the transmission parameters to the channel conditions as well as to the rate of the feedback channel.

Index Terms—Link adaptation, multiuser MIMO-OFDM, IEEE 802.11ac, machine learning

I. INTRODUCTION

Dynamically adapting the transmitter in response to changing channel conditions is key to achieving both throughput and reliability on wireless communication links. Reconfiguring the link requires adjusting several transmission parameters: the modulation and coding scheme (MCS), the multiple input multiple output (MIMO) precoding matrices in multiple antenna systems, the spatial mode (number of spatial data streams for each user), and the assignment of transmit resources for the different users, among other parameters. These values are selected based on the available channel state information (CSI) at the transmitter (CSIT). Most modern communication systems, including cellular technologies (3GPP LTE [2], IEEE 802.16 [3]), wireless local area networks (IEEE 802.11 [4]) and satellite standards (DVB-S2 [5], DVB-RCS [6]) include some kind of link adaptation mechanism.

Manuscript received June 3, 2013; revised August 21, 2013 and December 31, 2013; accepted March 14, 2014. The associate editor coordinating the review of this paper and approving it for publication was Mai Vu.

A. Rico-Alvariño is with the Signal Theory and Communications Department, University of Vigo, Galicia, Spain. (e-mail: alberto@gts.uvigo.es).

R. W. Heath Jr. is with the Department of Electrical and Computer Engineering, The University of Texas at Austin, TX, USA. (e-mail: rheath@ece.utexas.edu).

This work was performed while the first author was visiting the Wireless Networking and Communications Group at The University of Texas at Austin. Work by A. Rico-Alvariño supported by a *Fundación Pedro Barrié de la Maza* graduate scholarship. Work by R. W. Heath Jr. supported by the National Science Foundation Grant 1218338 and by the Army Research Laboratory contract W911NF-10-1-0420.

A preliminary version of this work was presented in EUSIPCO 2013 [1].

Classic work on link adaptation focused on narrowband fading. For example, the modulation and power were dynamically adjusted with constraints on the uncoded bit error rate (BER) and average transmit power to maximize the spectral efficiency [7], [8]. The extension of these approaches to coded transmission resulted in more complicated analytical expressions, and usually required the use of BER approximations [9], [10]. The MCS selection problem in [7]–[10] is essentially a unidimensional problem that consists of assigning a signal to noise ratio (SNR) interval to each MCS. A different approach to link adaptation can be seen in works like [11], [12], where the transmit rate is modified without taking into account the current channel state, but only with ACK/NAK information.

Link adaptation in systems with multiple channels is more challenging due to the higher dimensionality of the CSI. The channel state cannot be characterized with a single SNR value in systems using orthogonal frequency division multiplexing (OFDM) or MIMO with spatial multiplexing. The reason is that different symbols in the same codeword experience different SNR values. Because of the complicated mapping between codeword error and symbol error, the average SNR may not contain enough information to permit effective adaptation [13]. An alternative is to map the set of SNR values (one for each carrier and spatial stream) to one effective SNR [14]–[18]. The effective SNR is defined as the SNR for an additive white Gaussian noise (AWGN) channel to experience the same frame error rate (FER) as the fading channel under study. Effective SNR metrics are defined as a Kolmogorov mean [19] of the SNR values with some parameters that are fitted according to empirical results. The WiMAX forum, for example, recommends the exponential effective SNR metric as the default method for FER prediction [20] in IEEE 802.16e. The effective SNR metrics lead to adaptation algorithms in the form of look-up tables, where each effective SNR value is associated to an MCS. Some works like [21] make use of effective SNR metrics to develop link adaptation algorithms in single user scenarios. Having a fixed mapping between effective SNR and MCS is not ideal due to the impact of practical impairments like nonlinearities, non-Gaussian noise or implementation-dependent parameters, like Viterbi truncation depth or number of rounds in a turbo decoder.

Data-driven approaches provide a solution to the problem of mapping an appropriate FER to the set of SNR values. Based on empirical observations of the SNR values and their associated FER, learning algorithms have been designed to select the proper MCS for each channel realization [22]–[27]. This classification task is performed by machine learning algorithms like K -nearest neighbors or support vector machines (SVM) [28]. These algorithms are usually described as non-

parametric, since they do not assume any model that maps SNR values to FER, but try to learn it from empirical data. Learning can be performed online [25]–[27] or offline [22], [24], and is usually based on a low dimensional feature set containing a subset of the ordered SNR values [29]. This data-driven formulation was shown to outperform the effective SNR in [22], and is resilient to practical impairments like non-Gaussian noise or amplifier non-linearities [26].

Prior work in learning-based link adaptation focused in single user scenarios [22]–[26]. The extension of these approaches to the more general case of having multiple users served at the same time by the use of space division multiplexing (SDM) is not trivial due to the interaction between user selection, mode selection, and MCS selection. For example, the link adaptation algorithm in [22] requires running the classification algorithm for all possible number of spatial streams (NSS) and selecting the NSS leading to a higher throughput. Applying a similar strategy in the multiuser case would require an additional exhaustive search over the choice of users and the number of spatial streams per user.

Prior work in learning-based link adaptation also did not consider the impact of limited feedback precoding [22]–[26]. In multiuser MIMO (MU-MIMO) systems, limited feedback creates quantization error that results in residual interuser interference [30]. The resulting interference makes performance a function of the feedback quality. Therefore a smart multiuser link adaptation algorithm should predict the interuser interference and move from aggressive multiuser transmission to more conservative modes depending on the feedback quality [31].

In this paper, we present a data-driven link adaptation method that includes user selection, mode selection, precoding, MCS selection, and limited feedback. The main objective of the paper is to give insight into the effect of limited feedback in MU-MIMO systems with link adaptation. To do so, our solution assumes perfect CSI at the receivers, and different degrees of CSI at the transmitter. With this information, and taking into account the degradation due to CSI inaccuracy, the transmitter is able to perform link adaptation. Our work is different from previous approaches in several ways. The focus of [32], [33] is to study fairness in a multiuser setting, with limited feedback information not taken into account, and MCS selection is performed by means of effective SNR. In [34], only a single spatial stream is allowed per user, and the effective SNR approach is followed for MCS selection. In [35], adaptation is performed following a data-driven approach, and limited feedback is taken into account, but the communication scenario is multicast (i.e., there is only a common message for all receivers). Our paper studies the broadcast scenario, takes into account limited feedback, includes the possibility of transmitting more than one spatial stream to each user, and performs MCS selection following a data driven approach.

We focus on the multiuser capabilities of IEEE 802.11ac [36] to develop our link adaptation method. We consider this standard due to its novelty and the challenging constraint of not allowing user allocation among subcarriers, like in LTE or WiMAX. The adaptation is performed at the access point (AP), thus requiring a minimum communication overhead

with the user stations (STA) to obtain CSI. This AP-centric approach is specially suitable for link adaptation in scenarios with cheap STAs, as they might not implement some of the optional features in IEEE 802.11ac to perform MCS selection.

The main contributions of the paper are summarized as follows.

- We derive a closed form approximation of the interuser interference leakage due to the use of block diagonalization precoding with zero forcing (ZF) receivers. This approximation, unlike previous approaches, is not based on a random vector quantization analysis. We exploit the particular codebook structure used in IEEE 802.11ac, which is induced by the use of Givens decompositions, to derive our approximation. This approximation is shown to be very accurate for different feedback rates. We restrict our analysis to ZF receivers as a *worst-case* scenario, so our interference estimation will be conservative if the receiver employs more advanced algorithms, such as minimum mean squared error (MMSE) or maximum likelihood detectors.
- We apply previous data-driven approaches [22]–[26], which are limited to the single user, to a multiuser setting with a variable number of spatial streams per user. We show that the MCS selection accuracy of the data-driven approach outperforms unidimensional metrics such as average SNR or effective SNR. The machine learning classifier is shown to be robust to changes in the statistical distribution of the channel, i.e., is able to correctly perform MCS selection even when the training is done with channel samples taken from a different statistical distribution.
- We use a *greedy* algorithm that performs mode and user selection, inspired on previous work like [37]–[39]. This algorithm exploits information on the feedback rate, the SNR regime and the number of users to perform user and mode selection. The greedy algorithm sequentially adds spatial layers from the different users until the maximum number of spatial streams is reached, or the throughput is no longer increased. This algorithm, with a complexity that is linear in the maximum number of spatial streams and in the number of users, allows solving the user and mode selection problem without resorting to an exhaustive search.

The remaining of the paper is organized as follows: Section II describes the mechanisms in IEEE 802.11ac that enable MU-MIMO operation; Section III presents the system model; Section IV introduces the problem statement. The following sections present the main contributions of the paper: Section V describes the MU-MIMO precoding problem, and presents an approximation for the interference leakage due to limited feedback precoding; Section VI describes the data-driven MCS selection; Section VII presents a greedy algorithm for user and mode selection; Section VIII presents the simulation results; Section IX concludes the paper.

Notation: Matrices are denoted by capital bold letters \mathbf{A} , \mathbf{B} and column vectors by lower case bold letters \mathbf{a} , \mathbf{b} . \mathbf{A}^* denotes the Hermitian transpose of matrix \mathbf{A} , \mathbf{A}^T denotes

the transpose of matrix \mathbf{A} , $[\mathbf{A}]_{ij}$ denotes the element in the i -th row and j -th column of matrix \mathbf{A} , \mathbf{I}_K denotes the $K \times K$ identity matrix, $\mathbf{0}_{K \times N}$ denotes the zero matrix of size $K \times N$, $\mathbf{A} \circ \mathbf{B}$ denotes the (entrywise) Hadamard product between matrices \mathbf{A} and \mathbf{B} , $|\mathcal{A}|$ denotes the number of elements in set \mathcal{A} , \mathbb{C}^K denotes the set of column vectors with K complex entries, and $\mathbb{C}^{K \times N}$ denotes the set of $K \times N$ matrices with complex entries. $\mathcal{A} \setminus \mathcal{B}$ denotes the set difference operation, i.e., $x \in (\mathcal{A} \setminus \mathcal{B}) \iff x \in \mathcal{A}, x \notin \mathcal{B}$

II. MU-MIMO IN IEEE 802.11AC

IEEE 802.11ac is an emerging wireless standard that supports MU-MIMO, single user MIMO, OFDM modulation, and thus needs sophisticated link adaptation algorithms. In this section we summarize some of the mechanisms that enable MU-MIMO link adaptation in IEEE 802.11ac, and explain how they relate to our system assumptions. Given the functionality required in this paper, we divide the MU-MIMO operation into three different tasks: *CSI acquisition*, *link adaptation* and *MU-MIMO transmission*.

A. CSI acquisition

Despite being a time division duplexing system, channel reciprocity is not natively supported by IEEE 802.11ac to obtain CSIT. IEEE 802.11n [4] describes a procedure to obtain CSI at the AP by the transmission of a training sequence in the uplink [4, Sec. 9.29.2.2] and a calibration procedure to identify the differences between the transmit and receive chains at the STA. These mechanisms are not present in IEEE 802.11ac, so acquisition of CSI based on channel reciprocity cannot rely on any information exchange with the receivers. Although there is some research in estimating the channel from the normal packet exchange in IEEE 802.11ac [40, Sec. 2.3.3], we only consider CSI acquisition at the AP by the mechanism described in the standard. This mechanism comprises sending a sounding sequence in the downlink and feeding back the estimated channel to the AP. In the following, we describe these two tasks.

1) *Sounding*: Channel sounding is initiated by an AP by transmitting a very high throughput (VHT - name of the new transmission modes in IEEE 802.11ac) null data packet (NDP) announcement, which is a control frame that includes the identifiers of the set of users which are potentially going to be polled for feedback. Together with the identifiers, the frame carries information on the requested feedback (there are two different types, single user - SU or multiuser - MU) and the number of columns (spatial streams, only for the MU case) in the requested feedback matrix. This frame is described in more detail in [36, Sec. 8.3.1.19].

After the NDP announcement, the AP transmits an NDP, which is used by the receivers to estimate the MIMO channel. After estimating the channel, the first user in the list of the NDP announcement sends feedback information, and the remaining users (if any) transmit their CSI by responding to subsequent beamforming (BF) report polls. This operation is depicted in Figure 1.



Figure 1: Typical message interchange for sounding and feedback.

2) *Quantization and Feedback*: The CSI obtained after the training phase is quantized prior to the transmission on the feedback channel. The most relevant parameters for the MU-MIMO operation are the preferred beamforming matrices, which contain the right eigenvectors associated to the largest singular values of the channel matrix. These matrices are represented using a Givens decomposition. The angles resulting from this decomposition are the parameters that are fed back to the AP. The feedback message contains the beamforming matrices plus some additional information. This information depends on the selected feedback mode (MU or SU) indicated by the AP in the feedback request message [36, Sec. 8.4.1.48].

- **Grouping**: Determines if the carriers are grouped in the feedback message, or if feedback is provided for every carrier. In this paper we assume no grouping.
- **Codebook information**: Determines the number of bits for the codebook entries. This parameter is selected by the STA. In this paper, we treat different feedback rates, but the problem of selecting an appropriate feedback rate is out of the scope of this work.
- **Beamforming matrices and SNR information**: Includes preferred beamforming matrix, average SNR for each spatial stream, and SNR for each carrier (or group of carriers) if feedback is in MU mode.

B. Link adaptation

The objective of link adaptation is to perform user selection, mode selection, MCS selection and MIMO precoding design. This can be done in a centralized way at the transmitter, taking as input the limited feedback described in the previous section, or in a distributed way by requesting an STA to select the preferred mode and MCS for a given MIMO configuration. In this paper, we follow a centralized approach, since our solution involves joint scheduling and MCS selection.

C. MU-MIMO transmission

Once the users, MCS, mode and precoders are selected, MU-MIMO transmission takes place. MU-MIMO in IEEE 802.11ac is *non-transparent*, meaning that the STAs are aware they will be jointly scheduled with other STAs. This allows a given STA to use the training sequences not only to estimate its own MIMO channel, but also the interference [36, Sec. 22.3.11.4], which allows performing some advanced tasks such as the modification of the receive precoders, or the correct calculation of the Viterbi weights for decoding.

III. SYSTEM MODEL

Consider the downlink of an N -carrier OFDM wireless network where an AP equipped with N_{tx} antennas communicates

with U STAs, $\mathcal{U} = \{1, \dots, U\}$ where the u -th user has $N_{\text{rx},u}$ receive antennas. At a given time instant, the transmitter conveys information to a subset of the users $\mathcal{T} \subseteq \mathcal{U}$. In a given time slot all users use all subcarriers.

We assume that the transmitter employs linear precoding, and the receivers use linear equalizers. A single modulation $\mathcal{M}_u = \{m_1 \dots m_{|\mathcal{M}_u|}\} \subset \mathbb{C}$ is selected for the u -th user, constant over all carriers and spatial streams¹. For a given carrier n , $\mathbf{s}_u[n] \in \mathcal{M}_u^{L_u}$ is the L_u spatial streams modulated signal containing the information for the u -th user, $\mathbf{F}_u[n] \in \mathbb{C}^{N_{\text{tx}} \times L_u}$ is the transmit precoding matrix for the u -th user, $\mathbf{H}_u[n] \in \mathbb{C}^{N_{\text{rx},u} \times N_{\text{tx}}}$ is the flat-fading MIMO channel from the transmitter to the u -th receiver, $\mathbf{B}_u[n] \in \mathbb{C}^{L_u \times N_{\text{rx},u}}$ is the interference removal matrix, and $\mathbf{G}_u[n] \in \mathbb{C}^{L_u \times L_u}$ is the linear equalizer applied at the u -th receiver. We divide the receive processing into two different matrices for simplicity in the treatment of the multiuser precoding. The objective of $\mathbf{B}_u[n]$ is to reject the interuser interference, while the equalizer $\mathbf{G}_u[n]$ removes the intrauser interference. To limit the transmit power per carrier, we define the power normalization factor $P[n] \triangleq \sum_{u \in \mathcal{T}} \text{tr}(\mathbf{F}_u[n] \mathbf{F}_u^*[n])$. We use $\mathbf{n}_u[n] \sim \mathcal{CN}(\mathbf{0}, \sigma^2 \mathbf{I})$ to denote the received noise vector at the u -th receiver. Given these definitions, the post-processed signal at the u -th receiver $\mathbf{y}_u[n] \in \mathbb{C}^{L_u}$ is

$$\mathbf{y}_u[n] = \mathbf{G}_u[n] \mathbf{B}_u[n] \mathbf{H}_u[n] \sum_{i \in \mathcal{T}} \frac{1}{\sqrt{P[n]}} \mathbf{F}_i[n] \mathbf{s}_i[n] + \mathbf{G}_u[n] \mathbf{B}_u[n] \mathbf{n}_u[n] \quad (1)$$

with $\mathbb{E}(\mathbf{s}_u[n] \mathbf{s}_u^*[n]) = \mathbf{I}_{L_u}$. For the sake of clarity, we define $\hat{\mathbf{H}}_{u,i}[n] \triangleq \frac{1}{\sqrt{P[n]}} \mathbf{G}_u[n] \mathbf{B}_u[n] \mathbf{H}_u[n] \mathbf{F}_i[n]$, and $\mathbf{w}_u[n] \triangleq \mathbf{G}_u[n] \mathbf{B}_u[n] \mathbf{n}_u[n]$, so

$$\mathbf{y}_u[n] = \underbrace{\hat{\mathbf{H}}_{u,u}[n] \mathbf{s}_u[n]}_{\text{Interuser interference}} + \underbrace{\sum_{i \in \mathcal{T}, i \neq u} \hat{\mathbf{H}}_{u,i}[n] \mathbf{s}_i[n]}_{\text{Interuser interference}} + \underbrace{\mathbf{w}_u[n]}_{\text{Noise}}. \quad (2)$$

The transmit signal for each of the scheduled receivers is the result of performing coding, interleaving and constellation mapping operations on a stream of source bits. The MCS for the u -th user c_u is selected from a finite set of MCS \mathcal{C} . The selected number of spatial streams and MCS for the u -th user has an associated rate of $\eta(c_u, L_u)$ bits per second.

In general, the probability that a frame is not correctly decoded at the u -th receiver (i.e., the FER), depends on the transmit power, channel matrices, number of scheduled users, selected MCS for the u -th user, and selected modulation for the interfering users. By treating the noise and residual multi-user interference as Gaussian, and assuming a linear receiver, it is reasonable to write the FER of the u -th user p_u as a function of the selected MCS c_u and the post-processing SNR values $\boldsymbol{\gamma}_u = [\gamma_{u,1}[1], \dots, \gamma_{u,1}[N], \dots, \gamma_{u,L_u}[1], \dots, \gamma_{u,L_u}[N]]^T$, where

$$p_u = \text{FER}(\boldsymbol{\gamma}_u, c_u). \quad (3)$$

¹Although in IEEE 802.11n the use of different modulations in each spatial stream was allowed, it was apparently not implemented in most commercial devices, and finally discarded for 802.11ac.

The post processing SNR of the u -th user in the i -th spatial stream and n -th carrier is defined as

$$\gamma_{u,i}[n] = \frac{|[\mathbf{D}_{u,u}[n]]_{ii}|^2}{[\mathbf{R}_u[n]]_{ii}} \quad u = 1 \dots U, i = 1 \dots L_u \quad (4)$$

with

$$\mathbf{R}_u[n] = \left(\hat{\mathbf{H}}_{u,u}[n] - \mathbf{D}_{u,u}[n] \right) \left(\hat{\mathbf{H}}_{u,u}[n] - \mathbf{D}_{u,u}[n] \right)^* + \sum_{j \in \mathcal{T}, j \neq u} \hat{\mathbf{H}}_{u,j}[n] \hat{\mathbf{H}}_{u,j}^*[n] + \sigma^2 \mathbf{G}_u[n] \mathbf{B}_u[n] \mathbf{B}_u^*[n] \mathbf{G}_u^*[n] \quad (5)$$

the covariance matrix of interference plus noise, and $\mathbf{D}_{u,u} \triangleq \hat{\mathbf{H}}_{u,u} \circ \mathbf{I}_{L_u}$. Based on the rate $\eta(c_u, L_u)$ and the FER p_u , we define the throughput of user u as

$$t_u = \eta(c_u, L_u) (1 - p_u). \quad (6)$$

IV. PROBLEM STATEMENT

In this section, we formulate the link adaptation problem. The adaptation problem in the multiuser scenario is different from the single user scenario. In the single user case, the usual objective of link adaptation is to maximize the (unique) link throughput subject to a constraint on the FER. In the MU-MIMO case, each user has a different rate, so the objective might be to maximize a function of the rates, subject to a FER constraint $p_0 > 0$ (assumed to be equal for all receivers). We consider the sum rate as the performance objective in this paper. If we denote by $\mathbf{t} = [t_1 \dots t_U]$ the vector containing the throughput (6) of all users, and by $\nu(\mathbf{t}) \triangleq \sum_{u=1}^U t_u$ the sum rate, the LA problem can be stated as

$$\text{maximize } \nu(\mathbf{t}) \quad \text{subject to } p_u \leq p_0 \quad u = 1, \dots, U. \quad (7)$$

We will assume $t_u = 0, p_u = 0$ if $u \notin \mathcal{T}$ to be consistent with our approach, which involves scheduling a subset of the users. Note that the LA problem can be modified to maximize another utility metric besides the sum rate just by defining $\nu(\mathbf{t})$ accordingly. For example, we can include proportional fairness in this setting by changing the objective function to $\nu(\mathbf{t}) = \sum_{u=1}^U \log t_u$ [41].

Trying to solve (7) directly is computationally intractable. Besides the difficulty of obtaining a mathematical model that maps the CSI to the FER p_u , the number of design variables is quite large and difficult to handle. The design variables include, among others, the set of active users \mathcal{T} , the streams per each active user L_u , the precoding matrices $\mathbf{F}_u[n]$, the interference removal matrices $\mathbf{B}_u[n]$, equalizers $\mathbf{G}_u[n]$ and MCS c_u . Moreover, imperfect CSI at the transmitter creates unknown interference leakage between the different receivers. We propose a procedure for link adaptation that finds a good solution to the sum rate maximization problem. Our solution has three operational blocks: *precoding and equalization with interference estimation*, *MCS selection* and *user and mode selection*.

V. PRECODING AND EQUALIZATION WITH INTERFERENCE ESTIMATION

In this section, we present the precoding technique for MU-MIMO transmission and obtain a closed form approximation for the residual interuser interference caused by limited feedback precoding. Given the subset of active users \mathcal{T} and the number of streams per user L_u , the joint problem of selecting optimum precoders² \mathbf{F}_u , interference rejection matrices \mathbf{B}_u , and equalizers \mathbf{G}_u to maximize the sum rate does not have a closed form solution. Several approaches have been proposed, e.g. block diagonalization (BD) [42] or minimizing signal leakage [43]. In this paper we assume that the precoders and interference rejection matrices are obtained using BD. We choose this precoding algorithm because of its simplicity and its low gap to capacity when used in conjunction with user selection algorithms [44]. The proposed link adaptation framework, however, can be used with other precoding techniques, although we restrict our analysis to BD.

A. Block diagonalization precoding

BD precoding removes the interference between the different users but not the interference between streams associated to the same user. It is well suited for IEEE 802.11ac because the precoders can be designed based on the feedback information provided. The BD precoder is designed as follows. Let $\mathbf{H}_u = \mathbf{U}_u \boldsymbol{\Sigma}_u \mathbf{V}_u^*$ be the SVD decomposition of \mathbf{H}_u with the singular values in $\boldsymbol{\Sigma}_u$ arranged in decreasing order. Note that $\mathbf{U}_u \in \mathbb{C}^{N_{\text{rx},u} \times N_{\text{rx},u}}$, $\boldsymbol{\Sigma}_u \in \mathbb{R}^{N_{\text{rx},u} \times N_{\text{rx},u}}$ and $\mathbf{V}_u \in \mathbb{C}^{N_{\text{rx},u} \times N_{\text{rx},u}}$. The interference rejection matrix \mathbf{B}_u is formed by taking the first L_u columns of \mathbf{U}_u (corresponding to the left singular vectors associated to the L_u largest singular values). Let us denote $\tilde{\mathbf{H}}_u \triangleq \mathbf{B}_u \mathbf{H}_u$, and

$$\tilde{\mathbf{H}}_u \triangleq \left[\tilde{\mathbf{H}}_1 \quad \dots \quad \tilde{\mathbf{H}}_{u-1} \quad \tilde{\mathbf{H}}_{u+1} \quad \dots \quad \tilde{\mathbf{H}}_T \right]^T. \quad (8)$$

BD requires that the precoder \mathbf{F} satisfies

$$\tilde{\mathbf{H}}_u \mathbf{F}_u = \mathbf{0} \quad \forall u. \quad (9)$$

The set of precoders achieving (9) can be written as $\mathbf{N}_u \mathbf{P}_u$, where \mathbf{N}_u is a basis of the nullspace of $\tilde{\mathbf{H}}_u$, and \mathbf{P}_u is an arbitrary matrix, that can be used to select the directions of transmission (in case the nullspace of $\tilde{\mathbf{H}}_u$ is of dimension higher than L_u) as well as to perform power allocation. We choose \mathbf{F}_u as the matrix containing the L_u singular vectors associated to the largest singular values of $\tilde{\mathbf{H}}_u \mathbf{N}_u$, i.e., we perform uniform power allocation along the L_u stronger directions of the equivalent channel $\tilde{\mathbf{H}}_u \mathbf{N}_u$.

The post-processed signal at the u -th receiver is

$$\mathbf{y}_u = \mathbf{G}_u \mathbf{B}_u \mathbf{H}_u \mathbf{F}_u \mathbf{s}_u + \mathbf{w}_u. \quad (10)$$

Equation (10) can be obtained from (2) just by noticing that the BD condition (9) is equivalent to $\mathbf{B}_u \mathbf{H}_u \mathbf{F}_i = \mathbf{0} \quad \forall u \neq i$ and therefore, $\tilde{\mathbf{H}}_{u,i}[n] = \mathbf{0}, \quad \forall u \neq i$. Assuming limited feedback of CSI, as anticipated in Section II, full knowledge of \mathbf{H}_u is

not possible. We now explain how BD can be performed also with reduced information. Decompose \mathbf{H}_u using the SVD as

$$\mathbf{H}_u = \left[\tilde{\mathbf{U}}_u \quad \tilde{\mathbf{U}}_{u,\text{small}} \right] \begin{bmatrix} \boldsymbol{\Sigma}_{u,0} & \mathbf{0} \\ \mathbf{0} & \boldsymbol{\Sigma}_{u,1} \end{bmatrix} \begin{bmatrix} \tilde{\mathbf{V}}_u^* \\ \tilde{\mathbf{V}}_{u,\text{small}}^* \end{bmatrix}. \quad (11)$$

where $\tilde{\mathbf{U}}_u \in \mathbb{C}^{N_{\text{rx},u} \times L_u}$, $\tilde{\mathbf{U}}_{u,\text{small}} \in \mathbb{C}^{N_{\text{rx},u} \times (N_{\text{rx},u} - L_u)}$ are the matrices containing the left singular vectors associated to the L_u largest singular values and $N_{\text{rx},u} - L_u$ smallest singular values, respectively; $\boldsymbol{\Sigma}_{u,0} \in \mathbb{C}^{L_u \times L_u}$ is the diagonal matrix containing the L_u largest singular values of \mathbf{H}_u ; and $\tilde{\mathbf{V}}_u^* \in \mathbb{C}^{L_u \times N_{\text{rx}}}$, $\tilde{\mathbf{V}}_{u,\text{small}}^* \in \mathbb{C}^{(N_{\text{rx},u} - L_u) \times N_{\text{rx}}}$ are the matrices containing the L_u right singular vectors associated with the L_u largest singular values, and the $(N_{\text{rx},u} - L_u)$ right singular vectors associated to the remaining nonzero singular values. Assuming that the receiver uses $\mathbf{B}_u = \tilde{\mathbf{U}}_u^*$, then the *equivalent channel* can be written as $\tilde{\mathbf{H}}_u = \boldsymbol{\Sigma}_{u,0} \tilde{\mathbf{V}}_u^*$. It can be seen that $\tilde{\mathbf{H}}_u$ can be available at the transmitter (with some quantization error) with the feedback scheme described in Section II for IEEE 802.11ac, since the matrix $\tilde{\mathbf{V}}_u$ is the beamforming matrix for L_u spatial streams, and the values of $\boldsymbol{\Sigma}_{u,0}$ can be obtained from the SNR of each subcarrier and spatial stream. Further, since $\boldsymbol{\Sigma}_{u,0}$ is invertible, the nullspace of $\tilde{\mathbf{H}}_u$ is the same as that of $\tilde{\mathbf{V}}_u^*$, so the SNR information is not necessary to design the precoders. Consequently, the precoders can be found by ensuring that $\tilde{\mathbf{V}}_u^* \mathbf{F}_j = \mathbf{0} \quad \forall u \neq j$. Therefore, the set of precoding matrices can be obtained from the preferred beamformers $\tilde{\mathbf{V}}_u$. The presence of limited feedback, however, creates some unknown interference leakage between the different users, which has to be estimated. We present next the quantization scheme in IEEE 802.11ac, and an analytical approximation to this interference leakage.

B. Quantization

The presence of limited feedback creates unknown interference leakage among the different users. The post-processing SNR depends on the interference leakage, so this value has to be estimated. This estimation can be easily performed at the receive side, and CSIT can be acquired by the use of the feedback link. This procedure, however, is not desirable for various reasons. First, there is a circular dependency between user and mode selection and interference leakage estimation. User and mode selection requires knowing the post processing SNR and, consequently, the interference leakage, but estimating the interference leakage is restricted to a certain user/mode configuration. Second, the amount of overhead and training is roughly doubled with respect to the simple message interchange in Figure 1. Therefore, it is desirable to estimate the interference leakage at the transmit side, without additional feedback from the receivers.

Next we derive an approximation for the interference leakage caused by the quantization procedure in IEEE 802.11ac. This approximation can be easily computed at the transmitter by using a statistical characterization of the quantization error. We describe first the quantization method used in IEEE 802.11ac, and then derive an approximation for the interference leakage.

²As the design of precoders is independent for each carrier, we will drop the index $[n]$ in this section.

assume that all the angles ϕ and ψ are independent, then the expected value over all the angles can be decomposed into several expected values, each one over a different angle. This is a reasonable assumption for a MIMO channel with zero-mean Gaussian iid entries [48], for example. To simplify the computation of the covariance matrix, we work with a vectorized version of $\mathbf{C}_{u,j}$, $\mathbf{c}_{u,j} \triangleq \text{vec } \mathbf{C}_{u,j}$. Using properties of the Kronecker product [49], we have

$$\mathbb{E} \mathbf{c}_{k,i} = \left(\hat{\mathbf{I}}^T \otimes \hat{\mathbf{I}}^* \right) \left(\prod_{\ell=1}^{L_u} \mathbf{R}_\ell^T \prod_{n=\ell+1}^{N_{\text{Tx}}} \mathbf{W}_{\ell,n}^T \right)^T \text{vec } (\mathbf{F}_j \mathbf{F}_j^*) \quad (26)$$

where

$$\mathbf{R}_\ell \triangleq \mathbb{E}_{\phi_\ell | \hat{\phi}_\ell} \{ \mathbf{D}_\ell^T(\phi_\ell) \otimes \mathbf{D}_\ell^*(\phi_\ell) \} \quad (27)$$

and

$$\mathbf{W}_{\ell,n} \triangleq \mathbb{E}_{\psi_{\ell,n} | \hat{\psi}_{\ell,n}} \{ \mathbf{G}_{n,\ell}^T(\psi_{\ell,n}) \otimes \mathbf{G}_{n,\ell}^*(\psi_{\ell,n}) \}. \quad (28)$$

We now proceed to approximate \mathbf{R}_ℓ and $\mathbf{W}_{\ell,n}$. We resort to a well known result in high resolution quantization theory [50] and approximate the quantization error by a uniform random variable in the quantization bin. This approximation is exact for the quantization noise $\hat{\phi}_{\ell,i} - \phi_{\ell,i}$ (but not for $\hat{\psi}_{\ell,n} - \psi_{\ell,n}$) if \mathbf{H}_u has independent and identically distributed Gaussian entries, since $\hat{\phi}_{\ell,i}$ is uniformly distributed in $[0, 2\pi]$ [46].

We now calculate a closed form expression for (27) and (28) assuming uniform quantization noise. For the sake of clarity, we will omit subscripts and matrix angular arguments when their value is clear. Using the definition in (13), it is possible to take the Kronecker product and write (27) as

$$\text{diag} (\mathbf{D}_\ell^*, \dots, \mathbf{D}_\ell^*, e^{j\phi_{\ell,1}} \mathbf{D}_\ell^*, \dots, e^{j\phi_{\ell, N_{\text{Tx}} - \ell + 1}} \mathbf{D}_\ell^*). \quad (29)$$

Now we compute the expectations of each term. First observe that

$$\begin{aligned} \mathbb{E} [\mathbf{D}_\ell^*]_{\ell+i-1, \ell+i-1} &= \mathbb{E} e^{-j\phi_{\ell,i}} = \frac{1}{2\epsilon} \int_{\hat{\phi}_{\ell,i}-\delta}^{\hat{\phi}_{\ell,i}+\delta} e^{-j\phi} d\phi \quad (30) \\ &= \frac{e^{-j\hat{\phi}_{\ell,i}} \sin \delta}{\delta}. \end{aligned}$$

The expectation of the other diagonal terms can be obtained similarly as

$$\mathbb{E} e^{j\phi_{\ell,j}} [\mathbf{D}_\ell^*]_{i,i} = \frac{e^{j\hat{\phi}_{\ell,j}} \sin \delta}{\delta}, \quad i = 1 \dots \ell - 1 \quad (31)$$

and

$$\mathbb{E} e^{j\phi_{\ell,j}} [\mathbf{D}_\ell^*]_{\ell+i-1, \ell+i-1} = \begin{cases} 1 & \text{if } i = j \\ \frac{e^{j(\hat{\phi}_{\ell,j} - \hat{\phi}_{\ell,i})} \sin^2(\delta)}{\delta^2} & \text{if } i \neq j \end{cases} \quad (32)$$

for $i = 1 \dots N_{\text{Tx}} - \ell + 1$. Now, we proceed to obtain a closed form for (28) with the uniform error approximation. First, let us write $\mathbf{W}_{\ell,n}$ as in (33).

The expectations of the different blocks of the matrix can be obtained by simple integration, similarly to (31). The results for the different blocks are shown in (34)-(38).

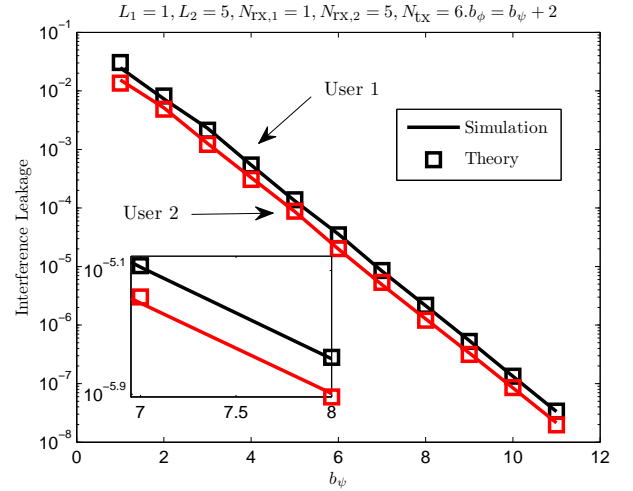


Figure 2: Analytical and empirical interference leakage per spatial stream $\left(\frac{1}{L_u} \text{tr } \mathbf{C}_{u,j} \right)$ for a two-user scenario. The theoretical approximation is calculated using (26) and the closed form expressions for the expected values (30) - (37). The simulation interference leakage was averaged over 100 independent MIMO channels with independent complex Gaussian entries.

Note that the complexity of obtaining the error covariance matrix is similar to the complexity of recovering the matrix $\hat{\mathbf{V}}$ from the quantized angles. Figure 2 shows the accuracy of the analytical approximation.

VI. MCS SELECTION

The MCS selection block consists of a function μ that takes as input the set of post-processing SNR values of user u and the number of spatial streams L_u , and computes the higher MCS that meets the FER constraint for those SNR values, i.e.

$$\mu(\gamma_u, L_u) = \arg \max_{c \in \mathcal{C}} \eta(c, L_u) \quad \text{subject to} \quad \text{FER}(\gamma_u, c_u) \leq p_0. \quad (39)$$

The post-processing SNR values are calculated by applying the approximations (21) and (26) in (4) to incorporate the interference leakage estimate. An important observation is that in (39) the rate is being maximized, not the throughput. The reason is that for small values of p_0 , the feasible points meet $\eta(c, L_u) (1 - \text{FER}(\gamma_u, c_u)) \approx \eta(c, L_u)$. This approximation simplifies the problem, since estimating the actual value of $\text{FER}(\gamma_u, c_u)$ is not required, rather it is only necessary to discriminate whether it is above the desired threshold p_0 or not.

We use a machine learning inspired approach to solve (39). Essentially, we classify features derived from the channel into the highest MCS that meets the target FER constraint. The classifier is made up of individual classifiers that distinguish whether a certain MCS and number of spatial streams are supported by the current channel. Note that this is slightly different from conventional machine learning in that there is a target average error rate, whereas machine learning usually

classifier is the set $\{(\mathbf{f}_i, \nu_i)\}_{i=1}^M$, with

$$\nu_i = \begin{cases} 1 & \text{if } p_{\text{tr},i} \leq p_0 \\ -1 & \text{if } p_{\text{tr},i} > p_0 \end{cases} \quad (40)$$

and \mathbf{f}_i the subset of the ordered SNR of the i -th channel. The classifier is a function of the feature input vector that maps

$$\delta_{c,L} : \mathbf{f} \rightarrow \{-1, 1\}. \quad (41)$$

There are several ways to construct a classifier; we choose the popular SVM. An SVM determines the class of a sample by the use of linear boundaries (hyperplanes) in high dimensional spaces. Operating in a high dimensional space is enabled by the use of a Kernel function $K(\mathbf{x}_1, \mathbf{x}_2)$ that maps \mathbf{x}_1 and \mathbf{x}_2 to vectors $\phi(\mathbf{x}_1)$ and $\phi(\mathbf{x}_2)$ lying in a Hilbert space, and performs the inner product in that space $\langle \phi(\mathbf{x}_1), \phi(\mathbf{x}_2) \rangle$. The Kernel function $K(\mathbf{x}_1, \mathbf{x}_2)$ has a very simple form for properly chosen ϕ . In many cases, perfect separation by a hyperplane is not possible (or not desirable, since it would lead to non-smooth boundaries) and a penalization term is introduced to take into account the misclassified training samples. Formally, the classifier is

$$\delta_{c,L}(\mathbf{x}) = \text{sign} \left(\sum_{i=1}^M \alpha_i \nu_i K(\mathbf{x}, \mathbf{f}_i) + b \right) \quad (42)$$

where α_i is obtained as the result of the optimization problem

$$\begin{aligned} & \text{minimize} && \frac{1}{2} \sum_{i=1}^M \sum_{j=1}^M \alpha_i \alpha_j K(\mathbf{f}_i, \mathbf{f}_j) - \sum_{i=1}^M \alpha_i \\ & \text{subject to} && \sum_{i=1}^M \nu_i \alpha_i = 0 \\ & && 0 \leq \alpha_i \leq C, i = 1, \dots, M \end{aligned} \quad (43)$$

and b can be obtained by solving $\delta_{c,L}(\mathbf{f}_i) \nu_i = 1$ for any training sample \mathbf{f}_i such that $0 < \alpha_i < C$ [28]. The parameter C has to be adjusted to trade off smoothness and training misclassification rate. High values of C result in very irregular boundaries caused by very small training errors, and low values of C result in large training errors caused by smooth boundaries. In this paper we use the radial basis function kernel

$$K(\mathbf{x}_1, \mathbf{x}_2) = \exp \left(-\frac{\|\mathbf{x}_1 - \mathbf{x}_2\|^2}{\rho^2} \right), \quad (44)$$

where parameter ρ^2 is used to tradeoff bias and variance: small values of ρ tend to take into account only the nearby training points, leading to high variance classifiers, and large values of ρ result in biased results. The parameters ρ and C are selected using a cross-validation approach [28].

For a given number of streams L_u , the overall classifier chooses the MCS with a higher rate among those predicted to meet the FER constraint. The MCS selection function μ (39) is implemented as

$$\mu(\gamma_u, L_u) = \arg \max_{c \in \mathcal{C}} \{\eta(c, L_u)\} \text{ s.t. } \delta_{c,L}(\gamma_u) = 1. \quad (45)$$

VII. USER AND MODE SELECTION

Performing optimal user and mode selection requires an exhaustive search over all possible combinations of users and number of streams per user. To overcome this challenge, we propose a greedy approach, similar to [37]–[39], where the streams are added one by one until the utility function $\nu(\mathbf{t})$ does not increase. In each iteration, one spatial stream is added to the user whose increment in the number of spatial streams led to a higher throughput. The algorithm continues until the maximum number of spatial streams is reached, or when an increment in the number of spatial streams lead to a lower sum rate.

An important observation is that the greedy algorithm is not fair, in the sense that a user could be assigned all the spatial streams if it led to a higher objective function, in our case the sum rate. The objective function, however, could be modified to encourage fairness. For example, metrics that are concave in the rates would give more utility to assigning spatial streams to unscheduled users. This change in the objective function does not require any other change in the user selection algorithm, or the other pieces of our link adaptation procedure. The entire proposed link adaptation algorithm is summarized in Algorithm 1.

Algorithm 1 Link Adaptation Algorithm

```

 $L_u = 0 \ \forall u$ 
 $\mathcal{R} \leftarrow 0$ 
while  $\sum_{u=1}^U L_u < N_{\text{tx}}$  do
  for Each user  $u$  with  $L_u < N_{\text{rx},u}$  do
    Calculate matrices  $\mathbf{F}_v[n]$ ,  $\mathbf{G}_v[n]$ ,  $\mathbf{B}_v[n]$ 
    for all users  $v$ , for the spatial streams set
     $\{L_1, L_2, \dots, L_u + 1, \dots, L_K\}$  following the
    procedure in Section V.
    Calculate interference leakage  $\mathbf{R}_{u,j}$  as in (23).
    Calculate post-processing SNR values  $\gamma_v \forall v$  as in (4).
     $c_v \leftarrow \mu(\gamma_v, L_v) \forall v$ . {Calculate optimum MCS for all
    users}
     $t_v \leftarrow \eta(c_v, L_v) \forall v$  {Calculate the corresponding rate}
     $\mathcal{R}_u \leftarrow \nu(\mathbf{t})$  {Utility metric if we incremented  $L_u$  by
    1}
  end for
   $j \leftarrow \arg \max_u \{\mathcal{R}_u\}$  {User whose increment in  $L_u$  leads
  to a higher rate}
  if  $\mathcal{R}_j \geq \mathcal{R}$  then
     $L_j \leftarrow L_j + 1$ 
     $\mathcal{R} \leftarrow \mathcal{R}_j$ 
  else
    Stop algorithm.
  end if
end while

```

VIII. SIMULATION RESULTS

To validate the performance of the proposed link adaptation method, we performed simulations using parameters from the

Table I: MCS in IEEE 802.11ac with the corresponding data rates in 20MHz channels [36].

MCS	Rate (Mb/s)	MCS	Rate (Mb/s)
BPSK 1/2	6.5	64-QAM 2/3	52
QPSK 1/2	13	64-QAM 3/4	58.5
QPSK 3/4	19.5	64-QAM 5/6	65
16-QAM 1/2	26	256-QAM 3/4	78
16-QAM 3/4	39		

physical layer of IEEE 802.11ac. The studied scenario comprises a 4-antenna transmitter communicating with three 2-antenna receivers over a 20MHz channel (52 OFDM carriers) with an 800ns guard interval. The frame length was set to 128 bytes. Perfect CSI was assumed at the receiver and different levels of CSI at the transmitter. The FER constraint for the link adaptation problem was set to $p_0 = 0.1$. The set of MCS for optimization with the associated data rate for one spatial stream is shown in Table I.

The training of the classifiers $\delta_{c,L}$ was performed as follows. The training set was generated in a single user setting with perfect CSI by simulating different channels for all MCS and NSS values. For each of the channels, the complete transmit-receive chain was simulated, e.g. coding, interleaving, equalization, decoding. The resulting SNR $\tilde{\gamma}_i$ values and FER $p_{tr,i}$ were stored for each of the channels. The channels were generated in the time domain with a 4-tap MIMO channel with iid Gaussian entries with 30 different noise levels, corresponding to SNR values between 5 and 50 dB. For each training sample, the feature vector \mathbf{f} consisted on 4 equispaced SNR values (including the first and last ones) from the ordered SNR vector $\tilde{\gamma}_i$. The class ν_i of each training sample was adjusted to -1 if the measured FER was above the desired threshold, i.e., $p_{tr,i} > p_0$, and 1 otherwise. We do not consider multiuser or limited feedback CSI in the training set, since we assumed that the SNR information $\tilde{\gamma}_i$ was enough to predict the FER performance, regardless of whether the SNR values are the result of performing limited feedback BD precoding or not.

The parameters ρ and C of the SVM classifier were chosen before training the system. We followed the usual K -fold cross validation procedure [28] (with $K = 4$) to select these parameters. The SVM was implemented with the LIBSVM software package [53].

We compare the performance of the SVM classifier with an average SNR and an exponential effective SNR classifier. The training and the test sets were generated independently, each one containing 6000 samples. For each sample, the FER was estimated by simulating the transmission of 10^3 frames for each of the generated channels, so a small part of the classification errors may be caused by an imperfect FER estimation. This error, however, is expected to affect all the classifiers in the same way. The average SNR classifier discriminates the class using a threshold γ_{th} on the average SNR, designed to minimize the training set error. Formally,

the average SNR classifier is

$$\delta_{c,L}^{Av. SNR}(\gamma) = \text{sign} \left(\frac{1}{NL_u} \sum_{l=1}^{L_u} \sum_{n=1}^N \gamma_l[n] - \gamma_{th} \right). \quad (46)$$

The exponential effective SNR consists on a generalized mean of the SNR values

$$\gamma_{eff} = -\frac{1}{\beta} \log \left(\frac{1}{NL_u} \sum_{l=1}^{L_u} \sum_{n=1}^N \exp(-\beta \gamma_l[n]) \right) \quad (47)$$

that is compared with a threshold $\gamma_{eff, th}$, designed to minimize the training set error. The parameter β depends on the MCS, and is also selected to minimize the training set error. We can write the effective SNR classifier as

$$\delta_{c,L}^{Eff. SNR}(\gamma) = \text{sign}(\gamma_{eff} - \gamma_{eff,th}). \quad (48)$$

In Table II we show the accuracy results for the tested classifiers. We can see that the SVM classifier outperforms the average and effective SNR classifiers, and in many cases the classification error is below 1%. For example, for 16-QAM 1/2, $L = 1$, the SVM classifier misclassifies around 1 sample out of 200 (0.417%), whereas the average SNR classifier makes approximately 20 times more errors (9.73%). In that case, the error rate of the effective SNR classifier is 1.51%, approximately 4 times more than the SVM classifier. The classification gain with respect to the Av. / Eff. SNR classifier is calculated as $(\text{Error}_{Av. / Eff. SNR} - \text{Error}_{SVM}) / \text{Error}_{Av. / Eff. SNR}$, and in the 16-QAM 1/2 case for the Av. SNR classifier is approximately $\frac{20-1}{20} \approx 0.95$. This classification gain reflects the percentage of errors made by the average or effective SNR classifier that would be corrected by the SVM. For example, a classification gain of 100% means that the SVM classifier is perfect, and a classification gain of 0% means that the SVM has the same accuracy as the average SNR classifier. We can see that in some MCS the Eff. SNR classifier outperforms the SVM classifier, but in average the SVM performs 22.34% better than the Eff. SNR classifier. The average gain with respect to the Av. SNR classifier is much higher, above 67%. This result confirms that SVM-based link adaptation algorithms outperform state-of-the-art effective SNR classifiers, currently used widely in LTE, among other communication systems [54].

Complete system simulations were run for three different CSI levels at the transmitter: perfect CSI and limited feedback CSI with $(b_\psi = 5, b_\phi = 7)$ and $(b_\psi = 4, b_\phi = 6)$. Simulations were also run for the $(b_\psi = 6, b_\phi = 8)$ case, the higher rate available in IEEE 802.11ac, but the results are not shown as they are indistinguishable from the perfect CSI ones. In all cases a MU feedback was assumed (i.e., including SNR information of all carriers), even for $(b_\psi = 4, b_\phi = 6)$, which is only available for SU mode in IEEE 802.11ac. The misclassified samples, i.e., the cases where the selected MCS led to a FER value over the predefined threshold, were penalized and computed as zero throughput. This penalization is set to remove the advantage of selecting an MCS with a higher throughput, but without meeting the outage constraint, and is a common procedure when evaluating link adaptation algorithms [22, Sec. V.D], [55, Eq. (3)]. The channels were generated

Table II: Classification errors and accuracy gain of the SVM classifier with respect to the Average and Eff. SNR classifier (all in %).

	SVM				Av. SNR				Gain Av. SNR				Eff. SNR				Gain Eff. SNR			
	$L=1$	$L=2$	$L=3$	$L=4$	$L=1$	$L=2$	$L=3$	$L=4$	$L=1$	$L=2$	$L=3$	$L=4$	$L=1$	$L=2$	$L=3$	$L=4$	$L=1$	$L=2$	$L=3$	$L=4$
BPSK 1/2	0.45	1.33	1.05	0.88	9.4	2.9	1.78	2.82	95.2	54.0	41.1	68.6	0.866	1.2	1.08	1.46	48.1	-11.1	3.08	39.8
QPSK 1/2	0.433	1.12	1	0.683	3.92	7.87	2.33	3.32	95.2	54.0	41.1	68.6	1.1	1.35	1.18	0.9	60.6	17.3	15.5	24.0
QPSK 3/4	1.43	3.57	4.78	2.08	9.22	6.38	6.7	3.78	84.4	44.1	28.6	44.9	2.75	1.4	3.35	2.83	47.9	-154	-42.8	26.5
16-QAM 1/2	0.417	0.6	1.22	0.8	9.73	4.11	1.97	2.45	95.7	85.4	38.1	67.3	1.51	1.58	1.68	1.8	72.5	62.0	27.7	55.6
16-QAM 3/4	1.58	3.87	3.63	1.9	7.63	7.15	4.92	3.28	79.3	45.9	26.1	42.1	3.07	3.63	3.1	2.7	48.4	-6.42	-17.2	29.6
64 QAM 2/3	0.433	1.5	1.66	1.15	4.5	5.11	3.31	2.36	90.3	70.6	49.7	51.4	1.72	2.52	2.33	2.87	74.8	40.4	28.6	59.9
64 QAM 3/4	1.03	2.68	3.05	2.05	6.53	6.1	5.47	3.12	84.2	56.0	44.2	34.2	2.57	3.28	3.08	4.13	59.7	18.3	1.08	50.4
64-QAM 5/6	0.783	1.85	1.57	2.33	7.87	6.38	2.82	5.67	90.0	71.0	44.3	58.8	2.57	3.03	1.88	3.01	69.5	39.0	16.8	22.6
Average	1.65				5.03				67.2				2.24				26.3			

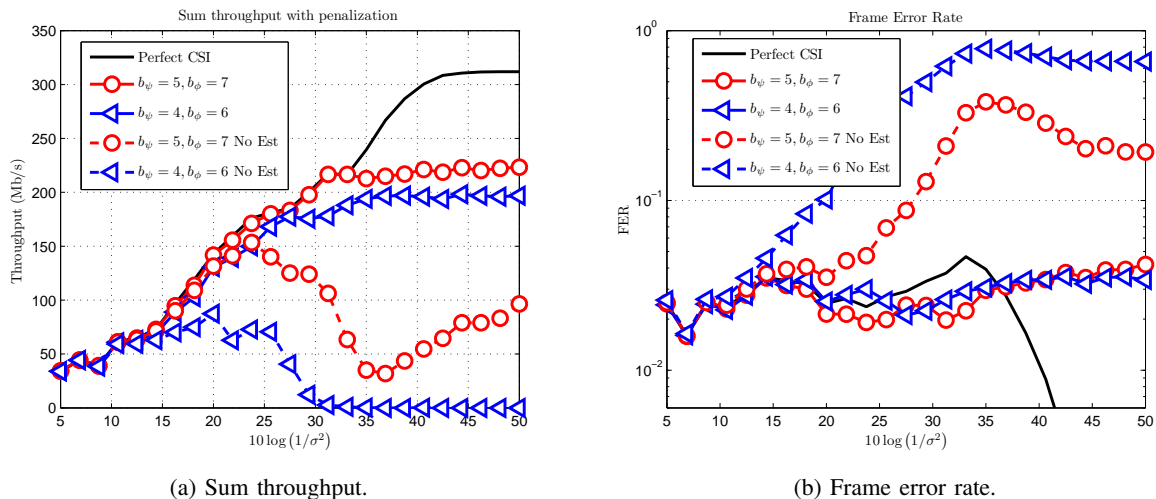


Figure 3: Simulation results for different feedback rates, with and without interference estimation. 4-tap Gaussian channel model.

independently from the training samples, but with the same statistical distribution. The channels for the three receivers were generated independently and with the same distribution, so fairness is automatically induced in this scenario. In other scenarios with users with different average received power, fairness can be introduced by changing the objective function, as explained in Section IV.

Figure 3a illustrates the sum throughput as a function of the noise variance. As expected, in the perfect CSI case, the throughput increases with the SNR, as the interuser interference is completely avoided in this setting, and lower noise levels enable the use of higher rate MCS. For the limited feedback CSI we study two different cases. The first case, represented by solid lines, is the result of following the complete link adaptation algorithm, including the interference estimation procedure. The second case, in dashed lines, does not include the interference estimation block (i.e., assumes $\mathbf{C}_{u,j} = \mathbf{0}$), thus is overestimating the actual SNR. For the interference estimation case, we see that $(b_\psi = 5, b_\phi = 7)$ follows the trend of the perfect CSI curve with a slightly lower throughput until an SNR value of around 35dB, and then flattens with a maximum throughput around 220Mb/s. Performance loss is more significant with the lower rate feedback $(b_\psi = 4, b_\phi = 6)$ for moderate SNR values, reaching an error floor around

190Mb/s in the interference limited regime. We can see that the perfect CSI curve flattens at 312Mb/s, which is the throughput of 4 streams using 256-QAM 3/4, the maximum rate MCS in Table I. If the interference estimation is not performed (the curves tagged as *No Est*) then the results are dramatically different. At low SNR values, the evolution of these curves is similar to the more sophisticated algorithm, as in this region the system is noise limited rather than interference limited. As the SNR increases, there is a huge degradation with respect to the perfect CSI case. Performance is penalized at high SNR where throughput decreases dramatically. This unexpected behavior is caused by the overestimation of the SNR due to the interuser interference that is not taken into account, which causes the classifier to choose an MCS with a higher rate than the channel can support. This leads to misclassified samples, leading to high FER values that drive the throughput towards zero. From a learning perspective, the feature set does not contain enough information to perform the adaptation. This information is implicitly included in the SNR values when performing interference estimation.

In Figure 3b, we plot the evolution of the FER with the average SNR. We can see that in the perfect CSI case as well as in the cases where the interference is estimated, the FER constraint of 0.1 is always met. This result shows

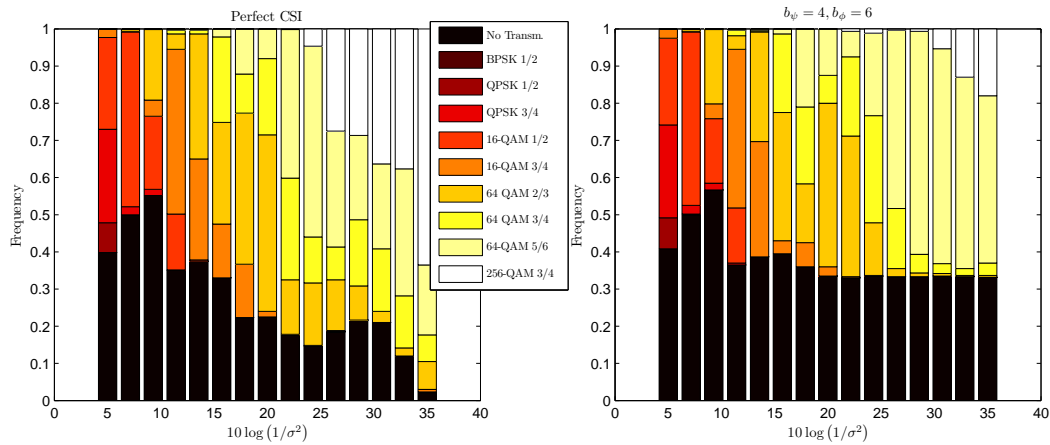


Figure 4: Evolution of the frequency of the different MCS with the average SNR for the perfect CSI case and limited feedback with interference estimation.

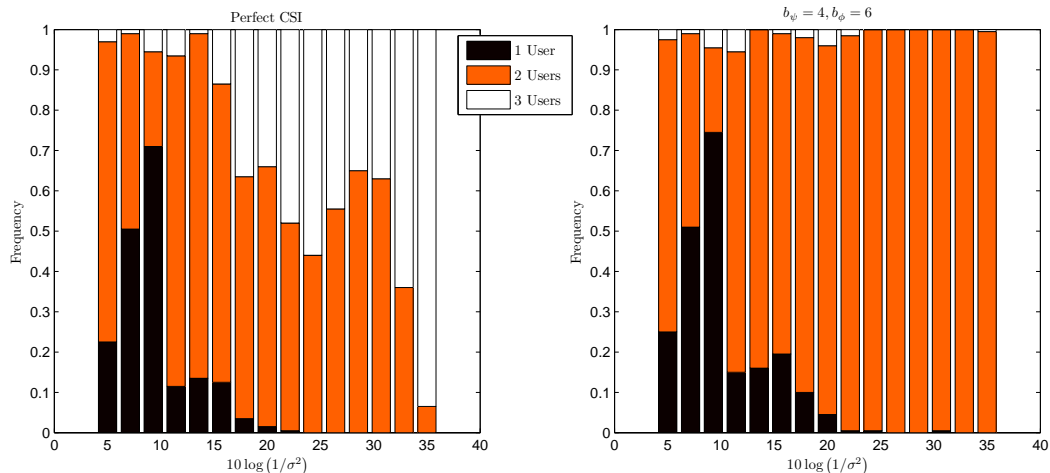


Figure 5: Evolution of the frequency of the number of users scheduled for MU transmission with the average SNR for the perfect CSI case and limited feedback with interference estimation.

the robustness of the proposed approach even with limited feedback. If the interference is not estimated, then the FER grows up to 1 due to the mismatch between the selected MCS and the actual SNR values, which causes the throughput to decrease, as previously explained. The classifier is able to correctly perform MCS selection in a multiuser setting despite being trained in a single user scenario, thus showing also the robustness of the classifiers against changes on the channel distribution. This plot shows the importance of performing the interference estimation procedure.

In Figure 4, we plot the fraction of the selected MCS for different SNR values, for both perfect CSI and limited feedback. In the perfect CSI case, the number of scheduled users is usually low for low SNR values (the *No Transmission* frequency, representing the case where a user is not scheduled for transmission, is quite high) and the MCS are robust, while for higher SNR the *No Transmission* frequency decreases and higher rate MCS are employed for transmission. In the limited feedback case the behavior is similar to perfect CSI for low SNR values, but for higher SNR the interuser interference

forces to use more robust MCS and approximately one third of the time the *No Transmission* MCS is selected.

Now we study the frequency of a given number of users being selected in Figure 5. In the perfect CSI case the number of users grows up to three (i.e., all users are scheduled most of the time), while in the limited feedback case transmits to only two users most of the time. The reason is that in the limited feedback case the interuser interference increases with the scheduled number of users, which is the limiting factor in the high SNR regime. The user selection algorithm is able to identify the suboptimality of an aggressive multiuser transmission by estimating the residual interuser interference. The effect of scheduling only two users out of three was also observed in Figure 4, where for high SNR values the *No transmission* MCS is selected 33% of the time. This partial scheduling of the users can lead to unfair scenarios where the maximization of the sum rate causes one user not to be scheduled. This behavior can be corrected by changing the objective function of the LA problem, as explained in Section IV.

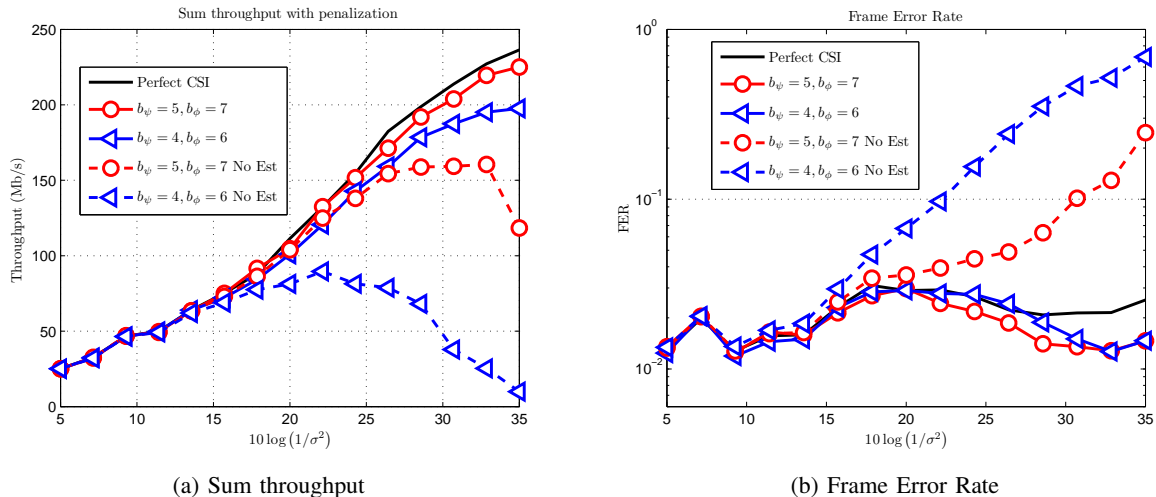


Figure 6: Simulation results for different feedback rates, with and without interference estimation. TGac channel model B. Classifier trained with Gaussian channel model.

We also run simulations using TGac channel model B [56] to show the robustness of the proposed approach against changes in the environment or channel model. The classifier is the same as in the previous section, i.e., is trained with 4-tap MIMO channels with iid Gaussian entries. The 802.11 channel model B presents realistic characteristics not present in the 4-tap channel, such as delay taps with different power, and correlation among antennas. The objective of this experiment is to show if the ordered SNR feature vector suffices to characterize the performance of the system even in the presence of a change in the environment. The throughput and frame error rate results are shown in Figure 6. We can see that the link adaptation algorithm is able to keep the FER under the required threshold. Once again, interference estimation is shown to be necessary to correctly select the number of users and MCS.

We compared the performance of the proposed adaptation procedure with the same algorithm, but using an effective SNR and average SNR classifier instead of SVM. We run the simulations under TGac channel model B, and assuming perfect CSI at the transmitter. The results are shown in Figure 7. The average SNR classifier offers a bad performance, as predicted by the results in Table II. The effective SNR has a slightly worse performance than SVM, especially at low SNR values. At moderate SNR values (around 20dB), SVM offers approximately a 20% gain in throughput.

IX. CONCLUSION AND FUTURE WORK

In this paper, we presented a framework for link adaptation in multiuser MIMO-OFDM networks with limited feedback information. The link adaptation problem is formulated as a maximization of the sum rate subject to a FER constraint. Focusing on the multiuser capabilities in IEEE 802.11ac, we developed a data-driven algorithm that performs user selection, mode selection, MCS selection and takes into account limited feedback information. We showed that estimating the interference due to imperfect CSI is crucial to achieve a good

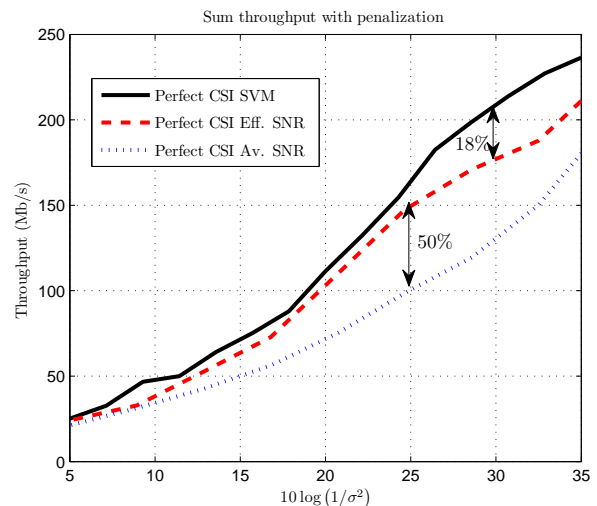


Figure 7: Comparison between SVM, Eff. SNR and Av. SNR classifiers

performance in the multiuser MIMO setting. Depending on the feedback rate, and by estimating the residual interference, the transmitter is able to identify the error floor caused by multiuser transmission in the high SNR regime. We conclude that machine learning classifiers can be used in a multiuser setting, even in limited feedback scenarios. Performing interference estimation, however, is crucial for the algorithm performance. The machine learning classifier is also shown to be robust to changes in the statistical distribution of the channel. For example, the information acquired in an open environment can be used to effectively perform adaptation in an office setting, where more frequency selectivity is expected.

Future work includes incorporating more realistic system aspects. For example, we assumed a constant codeword length, whereas in IEEE 802.11ac the codeword length can vary from 1 to 65535 bytes, thus severely affecting the FER performance. It is not feasible to have a different classifier for every possible

length, so a different approach has to be studied. With the proposed framework, a possible solution could be to include the packet length as an extra feature in the MCS classifier [57].

Another limitation of the proposed framework is the assumption of ZF receivers. In a practical scenario, different receivers can implement different detection algorithms, and the link adaptation algorithm should be able to adapt to that as well. Although it is unlikely that the transmitter is able to know the exact algorithm the receiver is using, having a different MCS classifier for each receiver should be able to capture its effect (for example, the same SNR vector would lead to different FER values depending on the complexity of the detection algorithm). A similar limitation is the assumption of perfect CSI at the receivers. In practice, the receivers will estimate the channel based on the incoming signal, thus creating some CSI inaccuracy. This error is likely to affect the design of both the precoders and receive equalizers. Also, different receivers may use different channel estimation algorithms (e.g., a basic receiver is expected to use the pilot symbols to estimate the channel, whereas more advanced receivers may be able to improve channel estimation by exploiting the data symbols), and this behavior should be also captured by the learning algorithm.

We also assumed prior knowledge of a training set. In practice, the training samples have to be acquired online, thus suggesting an *exploration versus exploitation* tradeoff. Finally, prototyping the system would require taking into account complexity and storage requirements.

REFERENCES

- [1] A. Rico-Alvariño and R. W. Heath Jr., "Learning-based link adaptation in multiuser MIMO-OFDM," in *Proc. EUSIPCO*, (Marrakech, Morocco), Sept. 2013.
- [2] "LTE; evolved universal terrestrial radio access (E-UTRA); physical layer procedures," *ETSI TS 136 213 V8.8.0 (2009-10)*.
- [3] "IEEE standard for air interface for broadband wireless access systems," *IEEE Std 802.16-2012 (Revision of IEEE Std 802.16-2009)*, pp. 1–2542, 17 2012.
- [4] "IEEE standard for information technology–telecommunications and information exchange between systems local and metropolitan area networks–specific requirements part 11: Wireless lan medium access control (MAC) and physical layer (PHY) specifications," *IEEE Std 802.11-2012 (Revision of IEEE Std 802.11-2007)*, pp. 1–2793, 29 2012.
- [5] "Digital video broadcasting (DVB); second generation framing structure, channel coding and modulation systems for broadcasting, interactive services, news gathering and other broadband satellite applications (DVB-S2)," *ETSI EN 302 307 V1.2.1 (2009-08)*.
- [6] "Digital video broadcasting (DVB); second generation DVB interactive satellite system (DVB-RCS2); part 1: Overview and system level specification," *ETSI TS 101 545-1 V1.1.1 (2012-05)*.
- [7] A. Goldsmith and S.-G. Chua, "Variable-rate variable-power MQAM for fading channels," *IEEE Trans. Commun.*, vol. 45, pp. 1218–1230, Oct. 1997.
- [8] S. T. Chung and A. Goldsmith, "Degrees of freedom in adaptive modulation: a unified view," *IEEE Trans. Commun.*, vol. 49, pp. 1561–1571, Sept. 2001.
- [9] A. Goldsmith and S.-G. Chua, "Adaptive coded modulation for fading channels," *IEEE Trans. Commun.*, vol. 46, pp. 595–602, May 1998.
- [10] Q. Liu, S. Zhou, and G. Giannakis, "Cross-layer combining of adaptive modulation and coding with truncated arq over wireless links," *IEEE Trans. Wireless Commun.*, vol. 3, pp. 1746–1755, Sept. 2004.
- [11] C. Wang, "Dynamic ARF for throughput improvement in 802.11 WLAN via a machine-learning approach," *Journal of Network and Computer Applications*, vol. 36, no. 2, pp. 667–676, 2013.
- [12] A. Kameron and L. Monteban, "Wavelan®-II: a high-performance wireless LAN for the unlicensed band," *Bell Labs Technical Journal*, vol. 2, no. 3, pp. 118–133, 1997.
- [13] M. Lampe, H. Rohling, and W. Zirwas, "Misunderstandings about link adaptation for frequency selective fading channels," in *Proc. IEEE PIMRC*, vol. 2, (Lisboa, Portugal), pp. 710–714 vol.2, Sept. 2002.
- [14] K. Brueninghaus, D. Astely, T. Salzer, S. Visuri, A. Alexiou, S. Karger, and G.-A. Seraji, "Link performance models for system level simulations of broadband radio access systems," in *Proc. IEEE PIMRC*, vol. 4, (Berlin, Germany), pp. 2306–2311 Vol. 4, Sept. 2005.
- [15] Y. Blankenship, P. Sartori, B. Classon, V. Desai, and K. Baum, "Link error prediction methods for multicarrier systems," in *Proc. IEEE VTC Fall*, vol. 6, (Los Angeles, CA), pp. 4175–4179 Vol. 6, Sept. 2004.
- [16] I. Dagres, A. Polydoros, and A. Zalonis, "DR.3.3 final report: AMC design towards next generation wireless systems," *NEWCOM++*, 2010.
- [17] M. Lamarca and F. Rey, "Indicators for PER prediction in wireless systems: A comparative study," in *Proc. IEEE VTC Spring*, vol. 2, (Stockholm, Sweden), pp. 792–796 Vol. 2, May 2005.
- [18] T. Jensen, S. Kant, J. Wehinger, and B. Fleury, "Mutual information metrics for fast link adaptation in IEEE 802.11n," in *Proc. IEEE ICC*, (Beijing, China), pp. 4910–4915, May 2008.
- [19] A. Kolmogorov, *Sur la notion de la moyenne*. Atti della R. Accad. dei Lincei, 1930.
- [20] R. Jain, C. So-In, and A.-k. Al Tamimi, "System-level modeling of IEEE 802.16E mobile wimax networks: Key issues," *IEEE Wireless Commun. Mag.*, vol. 15, pp. 73–79, Oct. 2008.
- [21] G. Martorell, F. Riera-Palou, and G. Femenias, "Cross-layer fast link adaptation for MIMO-OFDM based WLANs," *Wireless Personal Communications*, vol. 56, no. 3, pp. 599–609, 2011.
- [22] R. Daniels, C. Caramanis, and R. W. Heath Jr., "Adaptation in convolutionally coded MIMO-OFDM wireless systems through supervised learning and SNR ordering," *IEEE Trans. Veh. Technol.*, vol. 59, pp. 114–126, Jan. 2010.
- [23] Z. Puljiz, M. Park, and R. W. Heath Jr., "A machine learning approach to link adaptation for SC-FDE system," in *Proc. IEEE GLOBECOM*, (Houston, TX), pp. 1–5, Dec. 2011.
- [24] R. Daniels and R. W. Heath Jr., "Link adaptation in MIMO-OFDM with non-uniform constellation selection over spatial streams through supervised learning," in *Proc. IEEE ICASSP*, (Dallas, TX), pp. 3314–3317, Mar. 2010.
- [25] R. Daniels and R. W. Heath Jr., "Online adaptive modulation and coding with support vector machines," in *Proc. European Wireless Conference*, (Lucca, Italy), pp. 718–724, Apr. 2010.
- [26] R. Daniels and R. W. Heath Jr., "An online learning framework for link adaptation in wireless networks," in *Proc. Information Theory and Applications Workshop*, (San Diego, CA), pp. 138–140, Feb. 2009.
- [27] S. Wahls and H. V. Poor, "Link adaptation for BICM-OFDM through adaptive kernel regression," in *Proc. IEEE ICASSP 2013*, (Vancouver, Canada), pp. 5136–5140, 2013.
- [28] T. Hastie, R. Tibshirani, and J. Friedman, *The Elements of Statistical Learning: Data Mining, Inference and Prediction*. Springer, 2 ed., Feb. 2009.
- [29] R. Daniels and R. W. Heath Jr., "Modeling ordered subcarrier SNR in MIMO-OFDM wireless links," *Physical Communication*, vol. 4, no. 4, pp. 275–285, 2011.
- [30] N. Jindal, "MIMO broadcast channels with finite-rate feedback," *IEEE Trans. Inf. Theory*, vol. 52, pp. 5045–5060, Nov. 2006.
- [31] J. Zhang, R. W. Heath Jr., M. Kountouris, and J. G. Andrews, "Mode switching for the multi-antenna broadcast channel based on delay and channel quantization," *EURASIP J. Adv. Signal Process.*, vol. 2009, pp. 1:1–1:15, Feb. 2009.
- [32] M. Esslaoui, F. Riera-Palou, and G. Femenias, "Fast link adaptation for opportunistic multiuser MIMO-OFDM wireless networks," in *Proc. ISWCS*, (Aachen, Germany), pp. 372–376, Nov. 2011.
- [33] M. Esslaoui, F. Riera-Palou, and G. Femenias, "A fair MU-MIMO scheme for IEEE 802.11ac," in *Proc. ISWCS*, (Paris, France), pp. 1049–1053, Aug. 2012.
- [34] Z. Chen, W. Wang, M. Peng, and F. Cao, "Limited feedback scheme based on zero-forcing precoding for multiuser MIMO-OFDM downlink systems," in *Proc. ICST WICON*, (Singapore), pp. 1–5, Mar. 2010.
- [35] S. Yun, C. Caramanis, and R. W. Heath Jr., "Distributed link adaptation for multicast traffic in MIMO-OFDM systems," *Physical Communication*, vol. 4, no. 4, pp. 286–295, 2011.
- [36] "IEEE draft standard for IT - telecommunications and information exchange between systems - LAN/MAN - specific requirements - part 11: Wireless LAN medium access control and physical layer specifications

- and 4: Enhancements for very high throughput for operation in bands below 6ghz," *IEEE P802.11ac/D3.0*, June 2012, pp. 1–385, jun 2012.
- [37] G. Dimic and N. Sidiropoulos, "On downlink beamforming with greedy user selection: performance analysis and a simple new algorithm," *IEEE Trans. Signal Process.*, vol. 53, pp. 3857–3868, Oct. 2005.
- [38] M. Kobayashi and G. Caire, "Joint beamforming and scheduling for a MIMO downlink with random arrivals," in *Proc. IEEE ISIT*, (Seattle, WA), pp. 1442–1446, July 2006.
- [39] R. Chen, Z. Shen, J. Andrews, and R. W. Heath Jr., "Multimode transmission for multiuser MIMO systems with block diagonalization," *IEEE Trans. Signal Process.*, vol. 56, pp. 3294–3302, July 2008.
- [40] Cisco Systems, "White paper: 802.11ac: The fifth generation of wi-fi," 2012.
- [41] H. Kim, K. Kim, Y. Han, and S. Yun, "A proportional fair scheduling for multicarrier transmission systems," in *Proc. IEEE VTC-Fall*, (Los Angeles, CA), pp. 409–413 Vol. 1, Sept. 2004.
- [42] Q. Spencer, A. Swindlehurst, and M. Haardt, "Zero-forcing methods for downlink spatial multiplexing in multiuser mimo channels," *IEEE Trans. Signal Process.*, vol. 52, pp. 461–471, Feb. 2004.
- [43] M. Sadek, A. Tarighat, and A. Sayed, "A leakage-based precoding scheme for downlink multi-user MIMO channels," *IEEE Trans. Wireless Commun.*, vol. 6, pp. 1711–1721, may 2007.
- [44] Z. Shen, R. Chen, J. G. Andrews, R. W. Heath Jr., and B. L. Evans, "Low complexity user selection algorithms for multiuser MIMO systems with block diagonalization," *IEEE Trans. Signal Process.*, vol. 54, pp. 3658–3663, Sept. 2006.
- [45] G. Golub and C. Van Loan, *Matrix computations*. Johns Hopkins University Press, 1996.
- [46] J. Roh and B. Rao, "Efficient feedback methods for MIMO channels based on parameterization," *IEEE Trans. Wireless Commun.*, vol. 6, pp. 282–292, Jan. 2007.
- [47] Y. Linde, A. Buzo, and R. Gray, "An algorithm for vector quantizer design," *IEEE Trans. Commun.*, vol. 28, pp. 84–95, Jan. 1980.
- [48] M. A. Sadrabadi, A. K. Khandani, and F. Lahouti, "Channel feedback quantization for high data rate MIMO systems," *IEEE Trans. Wireless Commun.*, vol. 5, pp. 3335–3338, Dec. 2006.
- [49] H. V. Henderson and S. Searle, "The vec-permutation matrix, the vec operator and Kronecker products: A review," *Linear and multilinear algebra*, vol. 9, no. 4, pp. 271–288, 1981.
- [50] R. Zamir and M. Feder, "On lattice quantization noise," in *Proc. DCC*, (Snowbird, UT), pp. 380–389, Mar. 1994.
- [51] G. Hughes, "On the mean accuracy of statistical pattern recognizers," *IEEE Trans. Inf. Theory*, vol. 14, pp. 55–63, Jan. 1968.
- [52] S. Wold, K. Esbensen, and P. Geladi, "Principal component analysis," *Chemometrics and Intelligent Laboratory Systems*, vol. 2, no. 1-3, pp. 37–52, 1987. Proceedings of the Multivariate Statistical Workshop for Geologists and Geochemists.
- [53] C.-C. Chang and C.-J. Lin, "LIBSVM: A library for support vector machines," *ACM Transactions on Intelligent Systems and Technology*, vol. 2, pp. 27:1–27:27, 2011. Software available at <http://www.csie.ntu.edu.tw/~cjlin/libsvm>.
- [54] T. Tao and A. Czylwik, "Performance analysis of link adaptation in LTE systems," in *International ITG Workshop on Smart Antennas*, pp. 1–5, 2011.
- [55] Y.-S. Choi and S. Alamouti, "A pragmatic PHY abstraction technique for link adaptation and MIMO switching," *IEEE J. Sel. Areas Commun.*, vol. 26, no. 6, pp. 960–971, 2008.
- [56] TGac Channel Models Special Committee, "TGac channel model addendum," *IEEE 802.11-09/0308r0*, May 2009.
- [57] A. Rico-Alvarino and R. W. Heath Jr., "Link adaptation in MIMO-OFDM with practical impairments," in *Proc. Asilomar SSC*, (Pacific Grove, CA), Nov. 2013.



Alberto Rico-Alvarino (S'12) received the Telecommunications Engineering degree from the University of Vigo, Galicia, Spain, in 2010 and the M.S. degree in electrical engineering from the same university in 2012. He is currently working towards the Ph.D. degree with the University of Vigo in the area of signal processing in communications. In 2012-2013 he visited the Wireless Networking and Communications Group at The University of Texas at Austin, funded by a *Pedro Barrié de la Maza* graduate scholarship. He was an intern in Qualcomm Inc. (San Diego, CA) during the summer of 2013, where he worked in advanced receiver algorithms for LTE-A. A. Rico-Alvarino is a recipient of the best professional paper award at AIAA ICSSC 2012. His research focuses on cognitive radio, link adaptation in MIMO-OFDM and satellite communications, and wireless communications in general.



Robert W. Heath Jr. (S'96 - M'01 - SM'06 - F'11) received the B.S. and M.S. degrees from the University of Virginia, Charlottesville, VA, in 1996 and 1997 respectively, and the Ph.D. from Stanford University, Stanford, CA, in 2002, all in electrical engineering. From 1998 to 2001, he was a Senior Member of the Technical Staff then a Senior Consultant at Iospan Wireless Inc, San Jose, CA where he worked on the design and implementation of the physical and link layers of the first commercial MIMO-OFDM communication system. Since January 2002, he has been with the Department of Electrical and Computer Engineering at The University of Texas at Austin where he is a Cullen Trust for Higher Education Endowed Professor, and is Director of the Wireless Networking and Communications Group. He is also President and CEO of MIMO Wireless Inc. and Chief Innovation Officer at Kuma Signals LLC. His research interests include several aspects of wireless communication and signal processing: limited feedback techniques, multihop networking, multiuser and multicell MIMO, interference alignment, adaptive video transmission, manifold signal processing, and millimeter wave communication techniques.

Dr. Heath has been an Editor for the IEEE Transactions on Communication, an Associate Editor for the IEEE Transactions on Vehicular Technology, lead guest editor for an IEEE Journal on Selected Areas in Communications special issue on limited feedback communication, and lead guest editor for an IEEE Journal on Selected Topics in Signal Processing special issue on Heterogenous Networks. He currently serves on the steering committee for the IEEE Transactions on Wireless Communications. He was a member of the Signal Processing for Communications Technical Committee in the IEEE Signal Processing Society and is a former Chair of the IEEE COMSOC Communications Technical Theory Committee. He was a technical co-chair for the 2007 Fall Vehicular Technology Conference, general chair of the 2008 Communication Theory Workshop, general co-chair, technical co-chair and co-organizer of the 2009 IEEE Signal Processing for Wireless Communications Workshop, local co-organizer for the 2009 IEEE CAMSAP Conference, technical co-chair for the 2010 IEEE International Symposium on Information Theory, the technical chair for the 2011 Asilomar Conference on Signals, Systems, and Computers, general chair for the 2013 Asilomar Conference on Signals, Systems, and Computers, founding general co-chair for the 2013 IEEE GlobalSIP conference, and is technical co-chair for the 2014 IEEE GLOBECOM conference.

Dr. Heath was a co-author of best student paper awards at IEEE VTC 2006 Spring, WPMC 2006, IEEE GLOBECOM 2006, IEEE VTC 2007 Spring, and IEEE RWS 2009, as well as co-recipient of the Grand Prize in the 2008 WinTech WinCool Demo Contest. He was co-recipient of the 2010 and 2013 EURASIP Journal on Wireless Communications and Networking best paper awards, the 2012 Signal Processing Magazine best paper award, a 2013 Signal Processing Society best paper award, and the 2014 EURASIP Journal on Advances in Signal Processing best paper award. He was a 2003 Frontiers in Education New Faculty Fellow. He is also a licensed Amateur Radio Operator and is a registered Professional Engineer in Texas.